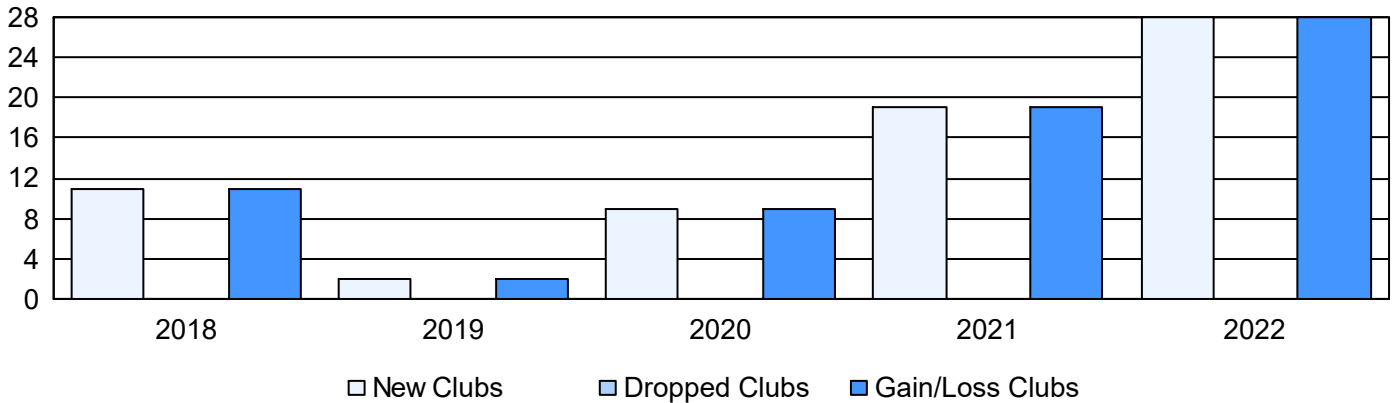
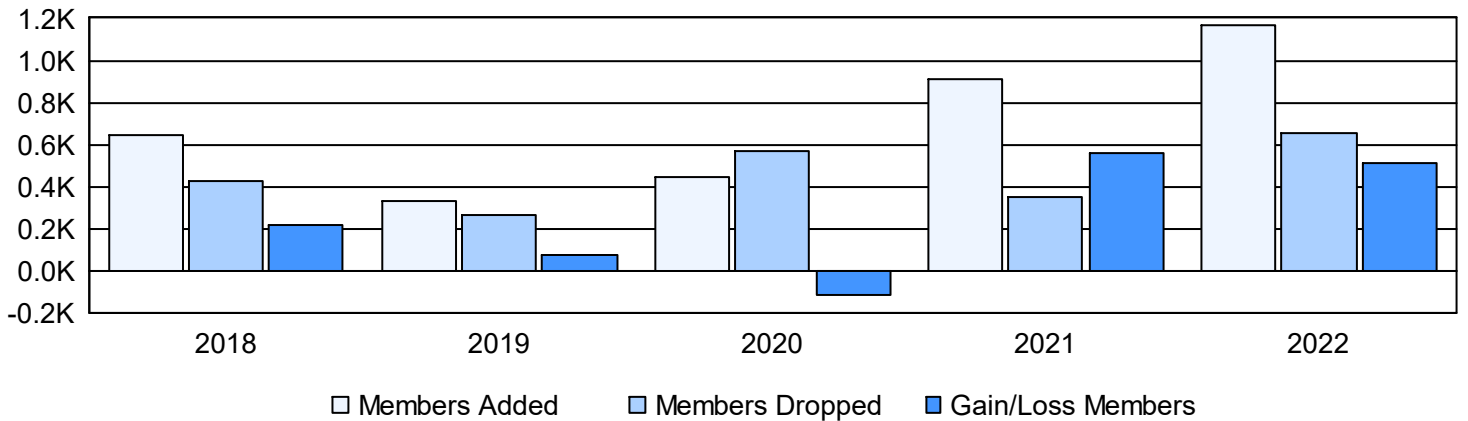


Year	New Clubs	Dropped Clubs	Gain/ Loss Clubs	New Members	Charter Members	Reinstate Members	Transfer Members	Total Member Added	Total Members Dropped	Gain/ Loss Members
2017-2018	11	0	11	286	303	32	21	642	429	213
2018-2019	2	0	2	224	81	18	8	331	261	70
2019-2020	9	0	9	171	262	16	0	449	566	-117
2020-2021	19	0	19	428	448	29	2	907	345	562
2021-2022	28	0	28	444	685	26	8	1,163	656	507
<b>Average</b>	<b>14</b>	<b>0</b>	<b>14</b>	<b>311</b>	<b>356</b>	<b>24</b>	<b>8</b>	<b>698</b>	<b>451</b>	<b>247</b>

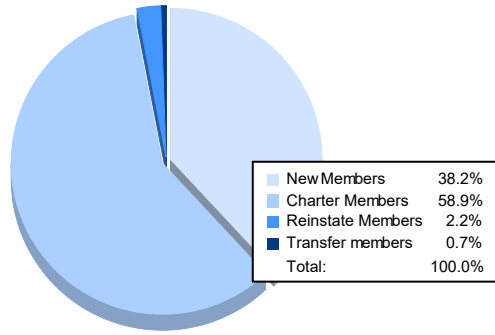
### Clubs



### Members



### Membership Composition June 2022 Cumulative



### Gender Composition June 2022 Cumulative

